

MEZİTLİ BELEDİYESİ
MEZİTLİ IV.ETAP (TECE/DAVULTEPE KIYI KESİMİ PLANLAMA BÖLGESİ)
1/1000 ÖLÇEKLİ İLAVE VE REVİZYON UYGULAMA İMAR PLANI

LEJAND

SINIRLAR

PLANLAMA SINIRLARI



PLAN ONAMA SINIRI

ÖZEL KANUNLARLA BELİRLENEN ALAN VE SINIRLAR



KIYI KENAR ÇİZGİSİ

ALAN KULLANIMLARI

YAPI DÜZENİ VE YOĞUNLUKLARI

TAKS=...

E=...

Yerleşik-Kat

YAPI YAKLAŞMA SINIRI

CEPHE ÇİZGİSİ

KONUT ALANLARI

E=...
Yerleşik...

E=...
Yerleşik...

KENTSEL ÇALIŞMA ALANLARI

TİCARET + KONUT ALANI

TİCARET + TURİZM + KONUT ALANI

BELEDİYE HİZMET ALANI
(.....)

RESMİ KURUM ALANI
(.....)

AKARYAKIT VE SERVİS İSTASYONU ALANI

PAZAR ALANI

KORUNACAK ALANLAR

BUGÜNKÜ ARAZİ KULLANIMI

ORMAN ALANI

ENERJİ ÜRETİM-DAĞITIM VE DEPOLAMA

TRAFO ALANI

DOĞALGAZ REGÜLATÖR ALANI

SU-ATIKSU VE ATIK SİSTEMLERİ

DERE

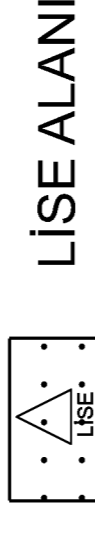
TEKNİK ALTYAPI ALANI

SOSYAL ALTYAPI ALANLARI

EĞİTİM TESİSLERİ ALANI



İLKOKUL ALANI



LİSE ALANI

SAĞLIK TESİSLERİ ALANI




SAĞLIK TESİSİ ALANI

SOSYAL VE KÜLTÜREL TESİS ALANI



SOSYAL TESİSİ ALANI

KÜLTÜREL TESİS ALANI



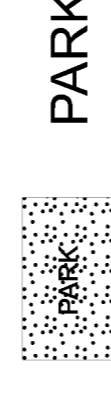
SPOR TESİSİ ALANI

İBADET ALANLARI



CAMI

AÇIK VE YEŞİL ALANLAR



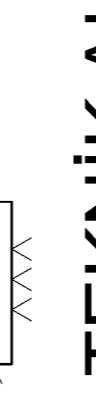
PARK

REKREASYON ALANI



AFET TEHLİKELİ ALANLAR

TAŞKINA MARUZ ALAN

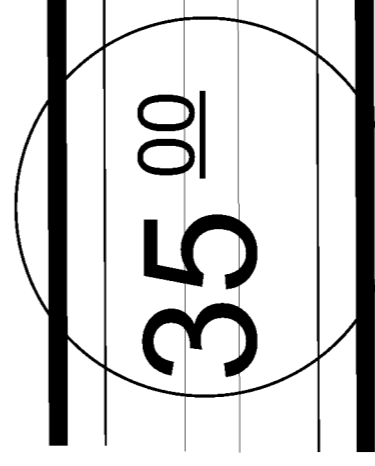


TAŞKINA MARUZ ALAN

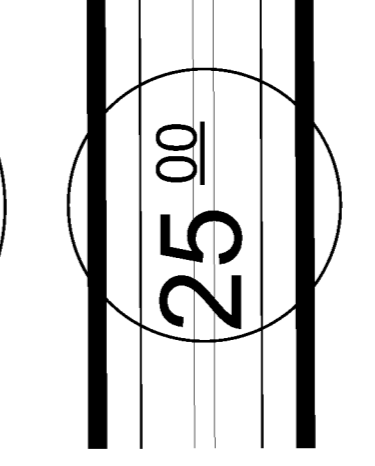
TEKNİK ALTYAPI

ULAŞIM

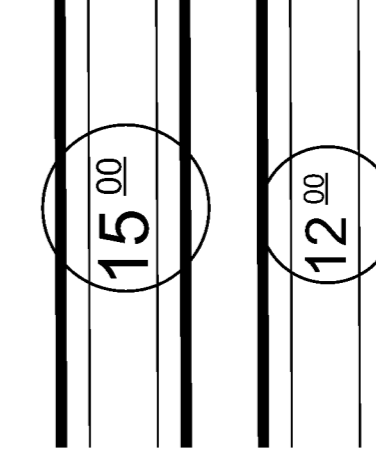
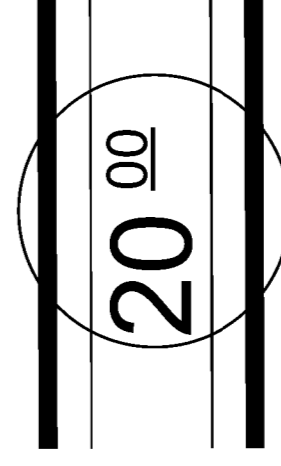
KARAYOLLARI



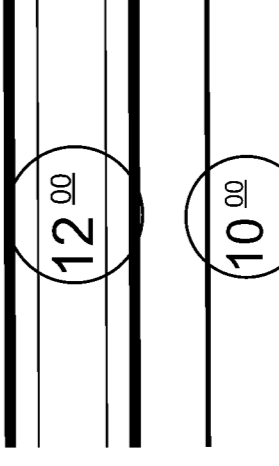
1.DERECE BÖLÜNMÜŞ TAŞIT YOLU



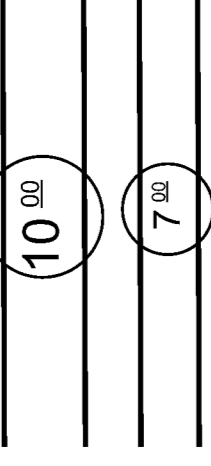
2.DERECE TOPLAYICI TAŞIT YOLU



3.DERECE TAŞIT YOLLARI

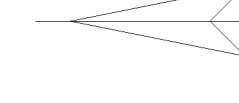


YAYA YOLLARI



YAYA YOLLARI

7.00



K

ÖLÇEK:1:1000